






















**Over 35 Ladies Slalom Results**

Homologation: Ranking List

	Name	Country	Categ.	Preliminary	Final	Overall
1	Trible Florence	FRA 	35+ F	1.00/55/11.25	4.00/55/12.00 <small>(Tie break: 6.00/55/13.00)</small>	982.14
2	Andriopoulou Angeliki	GRE 	35+ F	2.50/55/12.00	4.00/55/12.00 <small>(Tie break: 2.25/55/13.00)</small>	928.57
3	Marchevet Cecile	FRA 	35+ F	5.50/55/12.00	3.50/55/12.00	955.36
4	Jaquier Valerie	SUI 	35+ F	1.50/55/12.00	3.00/55/12.00	910.71
5	Lammi Laura	FIN 	35+ F	2.50/55/12.00	4.50/55/13.00	901.79
6	Atkins Kelly	GBR 	35+ F	5.00/55/13.00		839.29
7	Anderberg Natasha	SWE 	35+ F	1.50/55/13.00		776.79
8	Sembos Anna	*GRE 	35+ F	5.00/55/14.25		732.14








**Over 35 Men Slalom Results**

Homologation: Ranking List

	Name	Country	Categ.	Preliminary	Final	Overall
1	Morros Peyri Ivan	ESP 	35+ M	1.00/55/10.25	4.50/55/10.75	968.25
2	Guralia Genadi	GEO 	35+ M	3.00/55/10.75	4.00/55/10.75	920.63
3	Cesinski Pierre	SUI 	35+ M	1.00/55/10.75	2.50/55/10.75	896.83
4	Gabriel Raoul	FRA 	35+ M	5.00/55/11.25	4.00/55/11.25	841.27
5	Tengius Henrik	SWE 	35+ M	4.00/55/11.25	2.50/55/11.25	825.40
6	Larsson Nicklas	SWE 	35+ M	3.50/55/11.25	2.50/55/11.25	817.46
7	Graux Basile	BEL 	35+ M	4.50/55/11.25	1.50/55/11.25	833.33
8	Deleage Nicolas	*FRA 	35+ M	3.50/55/11.25	1.50/55/11.25	817.46
9	Kaloupis Anastasios	GRE 	35+ M	3.00/55/11.25		809.52
10	Fortamps Olivier	BEL 	35+ M	4.00/55/12.00		730.16
11	Oliveira Soares Joao	POR 	35+ M	4.50/55/13.00		642.86
12	Poissonnier Arnaud	FRA 	35+ M	4.00/55/13.00		634.92
13	Kramer Robert	GER 	35+ M	1.50/55/18.25		23.81

**Over 45 Ladies Slalom Results**

Homologation: Ranking List

	Name	Country	Categ.	Preliminary	Final	Overall
1	Gubarenko Olga	RUS 	45+ F	3.00/55/12.00	3.00/55/12.00	910.71
2	Porter Joanne	GBR 	45+ F	0.50/55/14.25	2.00/55/14.25	678.57
3	Legrand Berit	MON 	45+ F	5.50/55/18.25	4.00/55/16.00	607.14
4	Stephenson Beverley	*GBR 	45+ F	5.00/55/16.00	3.00/55/16.00	625.00
5	Castaneda Ana	*ESP 	45+ F	3.00/55/16.00	3.00/55/16.00	589.29
6	Bopple-Filbig Petra	GER 	45+ F	4.50/55/18.25		508.93
7	Bekker Lizette	RSA 	45+ F	3.00/55/18.25		482.14

**Over 45 Men Slalom Results**

Homologation: Ranking List

	Name	Country	Categ.	Preliminary	Final	Overall
1	Teixidor Dani	ESP	45+ M	3.50/55/11.25	1.00/55/10.75	820.90
2	Nutt David	*GBR	45+ M	4.50/55/11.25	4.00/55/11.25	783.58
3	Ducrot Nicolas	*FRA	45+ M	3.00/55/11.25	4.00/55/11.25	776.12
4	Hazelwood Timothy	GBR	45+ M	3.00/55/11.25	3.50/55/11.25	768.66
5	Zervopoulos Spyridon Rikos	GRE	45+ M	3.50/55/11.25	3.00/55/11.25	768.66
6	Dulos Fotis	GRE	45+ M	2.00/55/11.25	2.00/55/11.25	746.27
6	Hornagold Mike Jnr	*GBR	45+ M	2.00/55/11.25	2.00/55/11.25	746.27
8	Lang Michael	GER	45+ M	1.50/55/11.25	1.50/55/11.25	738.81
9	Sirera Pérez Alex	ESP	45+ M	2.50/55/11.25	4.00/55/12.00	753.73
10	Jönsson Krister	SWE	45+ M	2.00/55/11.25	4.00/55/12.00	746.27
10	Scott-Ely Stuart	*GBR	45+ M	2.00/55/11.25	4.00/55/12.00	746.27
12	Draux Philippe	FRA	45+ M	2.00/55/10.75	0.50/55/12.00	835.82
13	Smith Steve	*GBR	45+ M	1.00/55/11.25		731.34
14	Jonsson Magnus	SWE	45+ M	0.50/55/11.25		723.88
15	Bergström Thommy	SWE	45+ M	5.00/55/12.00		701.49
16	Simoës Francisco	POR	45+ M	4.00/55/12.00		686.57
17	Laakso Antti	FIN	45+ M	3.00/55/12.00		671.64
17	Nemeth Gabor	*HUN	45+ M	3.00/55/12.00		671.64
19	Schulze Frank	AUT	45+ M	2.50/55/12.00		664.18
20	Dokoupil Tom	NED	45+ M	0.50/55/12.00		634.33
21	Broemel Mike	GER	45+ M	5.00/55/13.00		611.94
22	Soer Gerard J. Paul	MON	45+ M	4.00/55/13.00		597.01
23	Hallberg Niklas	NOR	45+ M	3.50/55/13.00		589.55
23	Toutziaridis John	GRE	45+ M	3.50/55/13.00		589.55
25	Scherer Philipp	GER	45+ M	2.00/55/13.00		567.16
26	Saintviteux Yves	BEL	45+ M	1.00/55/13.00		552.24
27	Gorshcharuk Dmitry	RUS	45+ M	5.00/55/14.25		522.39
28	De Jongh Dennis	RSA	45+ M	4.00/55/14.25		507.46
29	Wallace Clive	GBR	45+ M	3.50/55/14.25		500.00
30	Stephenson Jeremy	*GBR	45+ M	3.00/55/14.25		492.54
31	Beard Mark	GBR	45+ M	2.50/55/14.25		485.07
32	Vignerone Frederic	FRA	45+ M	4.00/52		59.70
33	Stam Andrew	RSA	45+ M	2.50/52		37.31
























**Over 55 Ladies Slalom Results**

Homologation: Ranking List

	Name	Country	Categ.	Preliminary	Final	Overall
1	Clements Chantal	GBR	55+ F	2.00/52/13.00	1.50/52/12.00 (Tie break: 2.00/52/12.00)	966.67
2	Johnson Jan	RSA	55+ F	5.00/52/13.00	1.50/52/12.00 (Tie break: 1.00/52/12.00)	966.67
3	Medem Segners Cristina	ESP	55+ F	3.50/52/13.00	4.00/52/13.00	888.89
4	Maher Janina	GBR	55+ F	4.00/52/16.00	1.00/52/14.25	688.89
5	Finstad Hanne Lotte	NOR	55+ F	3.00/52/16.00 (Tie break: 3.00/52/16.00)	2.00/52/16.00	600.00
6	Swain Angela	RSA	55+ F	3.00/52/16.00 (Tie break: 5.00/52)		600.00
7	Baldini Emanuela	ITA	55+ F	3.00/43		66.67




**Over 55 Men Slalom Results**

Homologation: Ranking List

	Name	Country	Categ.	Preliminary	Final	Overall
1	Guyamier Patrick	FRA 	55+ M	1.50/55/11.25	2.50/55/11.25	971.15
2	Kyprios Sotiris	GRE 	55+ M	3.00/55/12.00	0.50/55/11.25	932.69
3	Georgeon Stephane	*FRA 	55+ M	2.00/55/12.00	2.00/55/12.00	846.15
4	Reitberger Anton	GER 	55+ M	3.50/55/13.00	2.00/55/12.00	846.15
5	Hughes Philip	GBR 	55+ M	3.00/55/13.00	4.50/55/13.00	778.85
6	Frangistas Nikolaos	GRE 	55+ M	3.00/55/12.00	3.50/55/13.00	865.38
7	De Mello Michael	POR 	55+ M	1.00/55/12.00	3.00/55/13.00	826.92
8	Gruber Klaus	AUT 	55+ M	5.00/55/13.00	2.50/55/13.00	788.46
9	Keusseoglou Aleco	MON 	55+ M	2.50/55/12.00	1.50/55/13.00	855.77
10	Skande Ulf	SWE 	55+ M	0.50/55/12.00	1.50/55/13.00	817.31
11	Lammi Jouko	FIN 	55+ M	1.50/55/12.00	3.00/55/14.25	836.54
12	Kuhnt Gunter	*GER 	55+ M	3.00/55/13.00	0.50/55/18.25	750.00
13	Tamanza Sergio	ITA 	55+ M	2.50/55/13.00		740.38
14	Johnsen Lasse	NOR 	55+ M	2.00/55/13.00		730.77
15	Menzel Hans-Joachim	GER 	55+ M	4.50/55/14.25		663.46
16	Kottl Hermann	AUT 	55+ M	3.50/55/14.25		644.23
17	Kapfelsberger Rainer	GER 	55+ M	2.00/55/14.25		615.38
18	Sabaini Roberto	ITA 	55+ M	1.00/55/14.25		596.15
19	Lilleberg Audun	*NOR 	55+ M	4.00/55/16.00		538.46
20	Dragoni Corrado	ITA 	55+ M	3.50/55/18.25		413.46
21	Soerensen Sten	DEN 	55+ M	0.50/55/18.25		355.77
22	Rowlands Rodney	*GBR 	55+ M	2.00/52		269.23
23	Luzzeri Fedele	*ITA 	55+ M	3.50/46		67.31









**Over 65 Ladies Slalom Results**

Homologation: Ranking List

	Name	Country	Categ.	Preliminary	Final	Overall
1	Mulkens Isabelle	SUI 	65+ F	4.00/49	4.00/49	761.90
2	Worship Carol	*GBR 	65+ F	3.50/40	3.00/49	714.29
3	Thompson Juliet	*GBR 	65+ F	1.00/40	1.00/40	

**Over 65 Men Slalom Results**

Homologation: Ranking List

	Name	Country	Categ.	Preliminary	Final	Overall
1	Leprince Philippe	*FRA 	65+ M	4.00/52/13.00	2.00/52/12.00 <small>(Tie break: 4.00/52/12.00)</small>	835.16
2	Lanzani Christian	*FRA 	65+ M	4.00/52/13.00	2.00/52/12.00 <small>(Tie break: 3.00/52/12.00)</small>	835.16
3	Magnin Jean-Paul	SUI 	65+ M	2.50/52/13.00	1.00/52/12.00	813.19
4	Hornagold Mike Snr	*GBR 	65+ M	2.50/52/13.00	3.00/52/13.00	725.27
5	Jönsson Jan	SWE 	65+ M	2.00/52/13.00 <small>(Tie break: 1.50/52/13.00)</small>	2.50/52/13.00	714.29
6	Jirak Bernd	AUT 	65+ M	2.00/52/13.00 <small>(Tie break: 0.50/52/13.00)</small>		703.30
6	Arp Hansen Lars	DEN 	65+ M	2.00/52/13.00 <small>(Tie break: 3.00/52/14.25)</small>		703.30
8	Cohen Jonathan	*GBR 	65+ M	0.50/52/13.00		670.33

**Over 35 Ladies Tricks Results**

Homologation: Ranking List

	Name	Country	Categ.	Preliminary	Final	Overall
1	Andriopoulou Angeliki	GRE	35+ F	6910	5570	1023.70
2	Lammi Laura	FIN	35+ F	4020	5300	785.19
3	Trible Florence	FRA	35+ F	3890	3000	576.30
4	Anderberg Natasha	SWE	35+ F	2150	2090	318.52
5	Marchevet Cecile	FRA	35+ F	2360	2060	349.63
6	Sembos Anna	*GRE	35+ F	1700		251.85
7	Ellis Claire	*GBR	35+ F	1380		204.44
8	Atkins Kelly	GBR	35+ F	1290		191.11

**Over 35 Men Tricks Results**

Homologation: Ranking List

	Name	Country	Categ.	Preliminary	Final	Overall
1	Fortamps Olivier	BEL	35+ M	8790	9330	897.98
2	Graux Basile	BEL	35+ M	7050	7850	755.53
3	Gabriel Raoul	FRA	35+ M	2840	4310	414.82
4	Poissonnier Arnaud	FRA	35+ M	1870	2100	202.12

**Over 45 Ladies Tricks Results**

Homologation: Ranking List

	Name	Country	Categ.	Preliminary	Final	Overall
1	Bopple-Filbig Petra	GER	45+ F	2350	2710	645.24
2	Porter Joanne	GBR	45+ F	1900	1790	452.38
3	Castaneda Ana	*ESP	45+ F	870	860	207.14
4	Bekker Lizette	RSA	45+ F	1120	770	266.67

**Over 45 Men Tricks Results**

Homologation: Ranking List

	Name	Country	Categ.	Preliminary	Final	Overall
1	Laakso Antti	FIN	45+ M	4850	4500	880.22
2	Saintviteux Yves	BEL	45+ M	4200	3970	762.25
3	Hazelwood Timothy	GBR	45+ M	2740	2010	497.28
4	Wallace Clive	GBR	45+ M	2290	1800	415.61
5	Teixidor Dani	ESP	45+ M	1750	1640	317.60
6	De Jongh Dennis	RSA	45+ M	2080	1400	377.50
7	Dokoupil Tom	NED	45+ M	2230	1020	404.72
8	Broemel Mike	GER	45+ M	2580	860	468.24
9	Smith Steve	*GBR	45+ M	1730		313.97
10	Hornagold Mike Jnr	*GBR	45+ M	1700		308.53
10	Vignerou Frederic	FRA	45+ M	1700		308.53
12	Beard Mark	GBR	45+ M	1530		277.68
13	Jonsson Magnus	SWE	45+ M	1190		215.97
14	Schulze Frank	AUT	45+ M	810		147.01
15	Scherer Philipp	GER	45+ M	660		119.78













**Over 55 Ladies Tricks Results**

Homologation: Ranking List

	Name	Country	Categ.	Preliminary	Final	Overall
1	Maher Janina	GBR	55+ F	2810	2820	851.96
2	Swain Angela	RSA	55+ F	1880	2040	616.31
3	Finstad Hanne Lotte	NOR	55+ F	740	740	223.56


**Over 55 Men Tricks Results**

Homologation: Ranking List

	Name	Country	Categ.	Preliminary	Final	Overall
1	Battaglia Philippe	FRA 	55+ M	3080	2910	740.38
2	Lammi Jouko	FIN 	55+ M	1720	1620	413.46
3	Kapfelsberger Rainer	GER 	55+ M	1730	1570	415.87
4	Skande Ulf	SWE 	55+ M	1440	1390	346.15
5	Brådhe Odd	SWE 	55+ M	1460	1340	350.96
6	Menzel Hans-Joachim	GER 	55+ M	1840	1310	442.31
7	Reitberger Anton	GER 	55+ M	1320		317.31
8	Johnsen Lasse	NOR 	55+ M	950		228.37
9	Soerensen Sten	DEN 	55+ M	920		221.15
10	Rowlands Rodney	*GBR 	55+ M	650		156.25
11	Lilleberg Audun	*NOR 	55+ M	250		60.10
12	Kuhnt Gunter	*GER 	55+ M	240		57.69




**Over 65 Ladies Tricks Results**

Homologation: Ranking List

	Name	Country	Categ.	Preliminary	Final	Overall
1	Thompson Juliet	*GBR 	65+ F	250	160	157.23







**Over 65 Men Tricks Results**

Homologation: Ranking List

	Name	Country	Categ.	Preliminary	Final	Overall
1	Arp Hansen Lars	DEN 	65+ M	2000	1340	1190.48
2	Hornagold Mike Snr	*GBR 	65+ M	400	320	238.10
3	Jönsson Jan	SWE 	65+ M	1210	160	720.24





**Over 35 Ladies Jump Results**

Homologation: Ranking List

	Name	Country	Categ.	Preliminary	Final	Overall
1	Andriopoulou Angeliki	GRE 	35+ F	38.4m	37.5m	781.09
2	Trible Florence	FRA 	35+ F	34.9m	36.8m	741.29
3	Lammi Laura	FIN 	35+ F	29.7m	31.7m	614.43
4	Marchevet Cecile	FRA 	35+ F	27.9m	28.6m	537.31
5	Atkins Kelly	GBR 	35+ F	16.3m	16.0m	231.34
6	Ellis Claire	*GBR 	35+ F	13.4m		159.20



**Over 35 Men Jump Results**

Homologation: Ranking List

	Name	Country	Categ.	Preliminary	Final	Overall
1	Fortamps Olivier	BEL 	35+ M	50.9m	50.1m	734.29
2	Gabriel Raoul	FRA 	35+ M	42.6m	49.3m	705.57
3	Graux Basile	BEL 	35+ M	30.5m	35.3m	454.22
4	Poissonnier Arnaud	FRA 	35+ M	27.5m	30.9m	375.22

**Over 45 Ladies Jump Results**

Homologation: Ranking List

	Name	Country	Categ.	Preliminary	Final	Overall
1	Porter Joanne	GBR 	45+ F	24.6m	26.5m	822.78
2	Bekker Lizette	RSA 	45+ F	25.7m	25.8m	793.25

**Over 45 Men Jump Results**

Homologation: Ranking List

	Name	Country	Categ.	Preliminary	Final	Overall
1	Hazelwood Timothy	GBR	45+ M	48.6m	49.0m	860.93
2	Laakso Antti	FIN	45+ M	43.0m	44.9m	770.42
3	Hornagold Mike Jnr	*GBR	45+ M	39.7m	39.5m	655.63
4	Beard Mark	GBR	45+ M	38.4m	37.3m	626.93
5	Jonsson Magnus	SWE	45+ M	35.0m	37.2m	600.44
6	Schulze Frank	AUT	45+ M	38.9m	36.5m	637.97
7	Saintviteux Yves	BEL	45+ M	29.6m		432.67
8	Wallace Clive	GBR	45+ M	26.1m		355.41
9	Scherer Philipp	GER	45+ M	24.5m		320.09
10	Vignerou Frederic	FRA	45+ M	24.4m		317.88
11	Broemel Mike	GER	45+ M	22.1m		267.11

**Over 55 Ladies Jump Results**

Homologation: Ranking List

	Name	Country	Categ.	Preliminary	Final	Overall
1	Maher Janina	GBR	55+ F	13.0m	14.1m	422.62

**Over 55 Men Jump Results**

Homologation: Ranking List

	Name	Country	Categ.	Preliminary	Final	Overall
1	Lilleberg Audun	*NOR	55+ M	31.0m	30.3m	515.97
2	Johnsen Lasse	NOR	55+ M	28.0m	29.4m	476.66
3	Menzel Hans-Joachim	GER	55+ M	23.0m	25.8m	388.21
4	Lammi Jouko	FIN	55+ M	23.3m	25.7m	385.75
5	Sabaini Roberto	ITA	55+ M	21.8m	23.2m	324.32
6	Rowlands Rodney	*GBR	55+ M	21.7m		287.47
7	Kuhnt Gunter	*GER	55+ M	18.7m		213.76
8	Reitberger Anton	GER	55+ M	18.3m		203.93
9	Soerensen Sten	DEN	55+ M	0.00m		

**Over 65 Ladies Jump Results**

Homologation: Ranking List

	Name	Country	Categ.	Preliminary	Final	Overall
1	Thompson Juliet	*GBR	65+ F	0.00m		

**Over 65 Men Jump Results**

Homologation: Ranking List





	Name	Country	Categ.	Preliminary	Final	Overall
1	Jönsson Jan	SWE	65+ M	29.2m	30.4m	812.75
2	Arp Hansen Lars	DEN	65+ M	0.00m		

**Over 35 Ladies Overall Results**



	Name	Country	Categ.	Slalom	Tricks	Jump	Overall
1	Andriopoulou Angeliki	GRE	35+ F	928.57	1023.70	781.09	2733.36
2	Lammi Laura	FIN	35+ F	901.79	785.19	614.43	2301.41
3	Trible Florence	FRA	35+ F	982.14	576.30	741.29	2299.73
4	Marchevet Cecile	FRA	35+ F	955.36	349.63	537.31	1842.30
5	Atkins Kelly	GBR	35+ F	839.29	191.11	231.34	1261.74














**Over 35 Men Overall Results**

	Name	Country	Categ.	Slalom	Tricks	Jump	Overall
1	Fortamps Olivier	BEL 	35+ M	730.16	897.98	734.29	2362.43
2	Graux Basile	BEL 	35+ M	833.33	755.53	454.22	2043.08
3	Gabriel Raoul	FRA 	35+ M	841.27	414.82	705.57	1961.66
4	Poissonnier Arnaud	FRA 	35+ M	634.92	202.12	375.22	1212.26


**Over 45 Ladies Overall Results**

	Name	Country	Categ.	Slalom	Tricks	Jump	Overall
1	Porter Joanne	GBR 	45+ F	678.57	452.38	822.78	1953.73
2	Bekker Lizette	RSA 	45+ F	482.14	266.67	793.25	1542.06








**Over 45 Men Overall Results**

	Name	Country	Categ.	Slalom	Tricks	Jump	Overall
1	Laakso Antti	FIN 	45+ M	671.64	880.22	770.42	2322.28
2	Hazelwood Timothy	GBR 	45+ M	768.66	497.28	860.93	2126.87
3	Saintviteux Yves	BEL 	45+ M	552.24	762.25	432.67	1747.16
4	Hornagold Mike Jnr	*GBR 	45+ M	746.27	308.53	655.63	1710.43
5	Jonsson Magnus	SWE 	45+ M	723.88	215.97	600.44	1540.29
6	Schulze Frank	AUT 	45+ M	664.18	147.01	637.97	1449.16
7	Beard Mark	GBR 	45+ M	485.07	277.68	626.93	1389.68
8	Broemel Mike	GER 	45+ M	611.94	468.24	267.11	1347.29
9	Wallace Clive	GBR 	45+ M	500.00	415.61	355.41	1271.02
10	Scherer Philipp	GER 	45+ M	567.16	119.78	320.09	1007.03
11	Vigneron Frederic	FRA 	45+ M	59.70	308.53	317.88	686.11


**Over 55 Ladies Overall Results**

	Name	Country	Categ.	Slalom	Tricks	Jump	Overall
1	Maher Janina	GBR 	55+ F	688.89	851.96	422.62	1963.47

**Over 55 Men Overall Results**

	Name	Country	Categ.	Slalom	Tricks	Jump	Overall
1	Lammi Jouko	FIN 	55+ M	836.54	413.46	385.75	1635.75
2	Menzel Hans-Joachim	GER 	55+ M	663.46	442.31	388.21	1493.98
3	Johnsen Lasse	NOR 	55+ M	730.77	228.37	476.66	1435.80
4	Reitberger Anton	GER 	55+ M	846.15	317.31	203.93	1367.39
5	Lilleberg Audun	*NOR 	55+ M	538.46	60.10	515.97	1114.53
6	Kuhnt Gunter	*GER 	55+ M	750.00	57.69	213.76	1021.45
7	Rowlands Rodney	*GBR 	55+ M	269.23	156.25	287.47	712.95

**Over 65 Men Overall Results**

	Name	Country	Categ.	Slalom	Tricks	Jump	Overall
1	Jönsson Jan	SWE 	65+ M	714.29	720.24	812.75	2247.28

