



International Waterski and Wakeboard Federation

Competitions results and ranking lists



- Home
- Waterski
- Cableski
- Disabled
- Barefoot
- Boat Wakeboard
- Wakesurf
- Forum



Botaski - Sesena Waterski Complex

- Map of site
- Training Schedule
- Bulletin 2
- Preliminary Round
- Start List
- Europe WSC



BOTASKI 2024
IWWF EURO +35
WATERSKI CHAMPIONSHIPS



2024 IWWF E&A +35 Championship

Botaski - Sesena Waterski Complex - 14/18 Aug 2024

2024 IWWF E&A +35 Championship

Tournament

- Jury panel
- Time table & start lists

- List of participants (pdf)

Results

Live results lake 1

Over 35 Women Slalom (pdf)

Over 35 Women Tricks (pdf)

Over 35 Women Jump (pdf)

Over 35 Women Overall (pdf)

Over 35 Men Slalom (pdf)

Over 35 Men Tricks (pdf)

Over 35 Men Jump (pdf)

Over 35 Men Overall (pdf)

Over 45 Women Slalom (pdf)

Over 45 Women Tricks (pdf)

Over 45 Women Jump (pdf)

Over 45 Women Overall (pdf)

Over 45 Men Slalom (pdf)

Over 45 Men Tricks (pdf)

Over 45 Men Jump (pdf)

Over 45 Men Overall (pdf)

Over 55 Women Slalom (pdf)

Over 55 Women Tricks (pdf)

Over 55 Women Jump (pdf)

Over 55 Women Overall (pdf)

Over 55 Men Slalom (pdf)

Over 55 Men Tricks (pdf)

Over 55 Men Jump (pdf)

Over 55 Men Overall (pdf)

Over 65 Women Slalom (pdf)

Over 65 Women Tricks (pdf)

Over 65 Women Overall (pdf)

Over 65 Men Slalom (pdf)

Over 65 Men Tricks (pdf)

Over 65 Men Jump (pdf)

Over 65 Men Overall (pdf)

Over 70 Women Slalom (pdf)

Over 70 Women Overall (pdf)






Over 70 Men Slalom (pdf)

Over 70 Men Tricks (pdf)

Overall Team Results After Saturday Final Rounds Team results

- 8/14/2024 - 8/18/2024

	Country	Name	Slalom	Tricks	Jump			
1	France	SOURTY Virginie*	4805.91	4769.02	4848.21	14423.14		
		BATTAGLIA Philippe*	*968.75	*1000.00	*1000.00			
		MATHIEU Francois	89.29	752.00	666.67			
		GOURDET Mathieu			551.16			
		TRIBLE Florence*	*1000.00	*1000.00	*1000.00			
		FOURASTIER Paul*			*1000.00			
		LANCIEN ESCOLANO Florence*	*870.13	*1000.00	*1000.00			
		MARCHEVET Cecile*	*1000.00	*769.02				
		DELACOUR Arnaud*	820.51	474.36	*848.21			
		LAVOUE Geoffroy*	*967.03					
2	Sweden	ANDERBERG Natasha*	4569.20	1749.46	1443.55	7762.21		
		LITHNER Eric*	*1000.00	*459.24				
		JARUDD Stefan	750.00					
		SVENSSON Peter						
		TENGIUS Henrik						
		BERGSTROM Thommy*	*839.29					
		CEDERQUIST Linnea*	*828.12	*610.22	*443.55			
		JONSSON Magnus*	*901.79	*496.00	*1000.00			
		SJOSTROM Bo*	678.57	*184.00				
		CEDERQUIST Stellan	551.28					
3	Great Britain	4548.08	1137.26	1174.23	6859.57			
		SCOTT-ELY Stuart*	*803.57					
		JESSOP Oliver*	*923.08					
		LOCHHEAD Kevin*	*821.43					
		ROWLANDS Rodney*	160.00	*109.93	*529.62			
		WINTER Hilary*	*1000.00					
		HERON Chris	512.82					
		ATKINS Kelly*	*1000.00	*583.33	*508.06			
		WOOLDRIDGE Simon*	437.50	*444.00	*136.55			
			4632.87	1240.41	313.53	6186.81		
4	Spain	BALLUS ROCA Jordi*	*871.79					
		TEIXIDOR Dani	80.36					
		TAPIERO Marie Blanche*	*863.64	*1000.00				
		ZARAUZ Armando*	*897.44					
		FRADES ALVAREZ Olga	378.38					
		RODRIGUEZ David*	714.29	*240.41	*313.53			
		SIRERA PEREZ Alex	824.18					
		MORROS PEYRI Ivan*	*1000.00					
		MORENO DE CARLOS T. Guillermo*	*1000.00					
			3252.58	125.75	1861.39	5239.72		
5	Norway	BJORNOE Ole-Johan*	*813.19		*861.39			
		VARMING Susanne*	*987.01					
		RIO Espen	670.33					
		LILLEBERG Audun*	*551.28	*125.75	*1000.00			
		FOSS Anders*	*901.10					
			1549.45	2000.00	1355.96	4905.41		
		6	Belgium	GRAUX Basile*	*846.15	*1000.00	*428.57	
				FORTAMPS Olivier*	*703.30	*1000.00	*927.39	
					1931.69	783.69	1681.65	4397.03
				ENGEL Rupert*	*800.00	*212.77		
FEICHTINGER Manuela*	*328.12			*198.92	*729.84			
SCHULZE Frank*	*803.57			*372.00	*951.81			
	2207.06			1000.00	3207.06			
SABAINI Roberto*	*660.00			*1000.00				
ROVETTA Andrea*	*776.79							
FINK Claudia*	*770.27							
9	South Africa	2000.00	1000.00	3000.00				
		DE JONGH Dennis*		*1000.00				
		JOHNSON Jan*	*1000.00					
		ALEXANDER Robbie*						
			2858.02		2858.02			
		10	Switzerland	KURER Bernard*	*880.00			
				DE PEIC Sibyl*	*1000.00			
				CESINSKI Pierre*	*978.02			
					956.04	755.44	1000.00	2711.48
				GURALIA Genadi*	*956.04	*755.44	*1000.00	
	2159.05			327.64	2486.69			
12	Poland			BERNATOWICZ Tomasz*	*871.79	*327.64		
				RYTKO Dariusz*	*615.38			
				SZAFRANSKA-ROLAK Justyna*	*671.88			

Over 70 Men Jump (pdf)	13	 Portugal	ALCOFORADO Gil*	2311.78	163.12	2474.90
Over 70 Men Overall (pdf)			TRINDADE Vasco Miguel*	*310.00	*163.12	
			MORNA Afonso*	*538.46		
			DE MELLO Michael*	*747.25		
Over 75 Women Slalom (pdf)			ROQUE Pedro*	*100.00		
Over 75 Women Tricks (pdf)	14	 Denmark	SCHMIDT Jesper*	634.38	1328.00	297.19 2259.57
Over 75 Women Overall (pdf)			ARP HANSEN Lars*	*44.64	*328.00	*297.19
				*589.74	*1000.00	
Over 75 Men Slalom (pdf)	15	 Germany	KUHNE Imke*	1181.95	453.80	456.93 2092.68
Over 75 Men Tricks (pdf)			LANG Michael*	*378.38	*453.80	*456.93
Over 75 Men Jump (pdf)				*803.57		
Over 75 Men Overall (pdf)	16	 Greece	GABRIEL George Nicolas*	1714.29		1714.29
			TOUTZIARIDIS Andreas	*1000.00		
			MANOUSIS Dimitris*	*714.29		
Overall Team Results (pdf)	17	 Czech Rep.	KOLMAN Zdenek Sen.*	440.00	663.12	459.93 1563.05
All results (pdf)				*440.00	*663.12	*459.93
	18	 Netherlands	BOEKKE Belinda*	440.64	980.00	1420.64
			DOKOUPIL Tom*	*351.35		
				*89.29	*980.00	
	19	 Hungary	NEMETH Gabor*	857.14		857.14
				*857.14		
	20	 Monaco	SOER Gerard J.Paul*	678.57		678.57
				*678.57		
	21	 Ireland	MCKIBBIN Graeme*	494.51		494.51
				*494.51		

