

## World Under 21 Championship 2005

### Under 21 Men Slalom Results

Homologation: World record
























	Name	Country		Categ.	Preliminary Round	Final	Overall
1	Trapp Ian	*USA		-21 M	2,00/58/10.75	1,50/58/10.75	1059,83
2	Susi Billy	*USA		-21 M	5,00/58/11.25	1,00/58/10.75	1042,74
3	Ianni Matteo	*ITA		-21 M	3,00/58/10.75	0,50/58/10.75	1076,92
4	Mc Clintock Jason	*CAN		-21 M	0,50/58/11.25	4,25/58/11.25	995,73
5	Allais Carlo	ITA		-21 M	3,00/58/11.25	3,00/58/11.25	974,36
6	Bellingham Christopher	GBR		-21 M	1,50/58/11.25	2,50/58/11.25	965,81
7	Sourty Marc	FRA		-21 M	1,50/58/11.25	2,00/58/11.25	957,26
8	Miranda Felipe	CHI		-21 M	2,50/58/11.25	1,50/58/11.25	965,81
9	Sedlmajer Adam	CZE		-21 M	4,50/58/11.25	5,00/58/12.00	1000,00
10	Collot Jeremie	SUI		-21 M	3,00/58/11.25	5,00/58/12.00	974,36
11	Magnowski Kole	CAN		-21 M	1,50/58/11.25	5,00/58/12.00	948,72
12	Graf Bernardo	MEX		-21 M	4,25/58/12.00	2,25/58/13.00	893,16
13	Desboyaux Franck	FRA		-21 M	4,00/58/12.00		888,89
13	Morera Ortega Joan	ESP		-21 M	4,00/58/12.00		888,89
15	Kokkinos Yiannis	CYP		-21 M	3,50/58/12.00		880,34
16	Köstenberger Claudio	AUT		-21 M	3,00/58/12.00		871,79
16	Lamadrid Alvaro	MEX		-21 M	3,00/58/12.00		871,79
16	Moore Thomas	*CAN		-21 M	3,00/58/12.00		871,79
19	Donald James	NZL		-21 M	2,50/58/12.00		863,25
19	Menestrina Marco	ITA		-21 M	2,50/58/12.00		863,25
21	Evans Cameron	NZL		-21 M	2,00/58/12.00		854,70
21	Goede Sebastian	GER		-21 M	2,00/58/12.00		854,70
21	Haslam Sam	GBR		-21 M	2,00/58/12.00		854,70
24	Beliakou Herman	BLR		-21 M	1,50/58/12.00		846,15
25	Bernatowicz Krzysztof	POL		-21 M	1,00/58/12.00		837,61
25	Schipner Bojan	GER		-21 M	1,00/58/12.00		837,61
27	Moffatt Ben	AUS		-21 M	5,00/58/13.00		803,42
28	Aksinevich Dzmitry	BLR		-21 M	4,50/58/13.00		794,87
29	Lambrou Loukas	GRE		-21 M	4,00/58/13.00		786,32
30	Korsár Nicklas	SWE		-21 M	3,50/58/13.00		777,78
30	Mcmillian Ryan	NZL		-21 M	3,50/58/13.00		777,78
32	Gnos Beat	SUI		-21 M	3,00/58/13.00		769,23
33	Koppl Wolfgang	AUT		-21 M	2,50/58/13.00		760,68
34	Arachovitis Antonis	GRE		-21 M	2,00/58/13.00		752,14
34	Rutkowski Jakub	POL		-21 M	2,00/58/13.00		752,14
36	Girst Patrick	LUX		-21 M	1,50/58/13.00		743,59

36	Lamadrid Alejandro	MEX		-21 M	1,50/58/13.00	743,59
36	Melnuk Bryan	CAN		-21 M	1,50/58/13.00	743,59
36	Pombo Andres	COL		-21 M	1,50/58/13.00	743,59
40	Hesse Max	LUX		-21 M	4,00/58/14.25	683,76
41	Critchley Stephen	GBR		-21 M	3,50/58/14.25	675,21
41	Lambrigger Thierry	SUI		-21 M	3,50/58/14.25	675,21
43	Karantonis Panagiotis	CYP		-21 M	3,00/58/14.25	666,67
43	Kolman Zdenek	CZE		-21 M	3,00/58/14.25	666,67
45	Kolman Martin	CZE		-21 M	2,00/58/14.25	649,57
46	Brage Nicklas	SWE		-21 M	1,50/58/14.25	641,03
46	Moffatt Tim	AUS		-21 M	1,50/58/14.25	641,03
48	Kinney Brian	USA		-21 M	4,50/58/18.25	76,92
49	Cockburn Mitchell	AUS		-21 M	3,50/58/18.25	59,83
50	Ballus Roca Roger	ESP		-21 M	2,50/58/18.25	42,74
50	D'Alberto Matteo	ITA		-21 M	2,50/58/18.25	42,74

## World Under 21 Championship 2005

### Under 21 Ladies Slalom Results

Homologation: World record

	Name	Country		Categ.	Preliminary Round	Final	Overall
1	Jaquess Regina	USA		-21 F	2,00/55/11.25	2,00/55/11.25	1000,00
2	Wagner Breanne	CAN		-21 F	3,25/55/12.00	1,00/55/11.25	982,14
3	Benzel Tarah	USA		-21 F	3,00/55/12.00	5,00/55/12.00	946,43
4	Bennett Danyelle	USA		-21 F	1,50/55/12.00 (Tie break: 2,00/55/12.00)	4,00/55/12.00	928,57
5	Nowlan Karina	AUS		-21 F	3,50/55/12.00	2,50/55/12.00	919,64
6	Metcalfe Jamie	NZL		-21 F	2,50/55/12.00	2,50/55/12.00	901,79
7	Zlatohlavkova Martina	CZE		-21 F	2,00/55/12.00	2,25/55/12.00	897,32
8	Mc Clintock Whitney	CAN		-21 F	3,50/55/12.00	0,50/55/12.00	919,64
9	Veramchuk Maryia	BLR		-21 F	2,50/55/12.00	5,00/55/13.00	901,79
10	Adriaensen Kate	BEL		-21 F	2,50/55/12.00	4,50/55/13.00	901,79
11	Arthur Nicole	GBR		-21 F	5,50/55/12.00	3,50/55/13.00	955,36
12	Chardin Nancy	FRA		-21 F	2,00/55/12.00	0,00/55/13.00	892,86
13	Botas Medem Nadine	ESP		-21 F	1,50/55/12.00 (Tie break: 1,50/55/12.00)		883,93
14	Mathieu Marion	FRA		-21 F	0,50/55/12.00		866,07
15	Zettinig Luisa	AUT		-21 F	5,50/55/13.00		848,21
16	Dumoutier Clea	*FRA		-21 F	4,50/55/13.00		830,36
17	Miranda Tiare	CHI		-21 F	3,50/55/13.00		812,50
17	Ruiz Fatima	MEX		-21 F	3,50/55/13.00		812,50
19	Kolesarova Barbora	SVK		-21 F	3,00/55/13.00		803,57
19	Lammi Jutta	FIN		-21 F	3,00/55/13.00		803,57
19	Linares Camila Maria	COL		-21 F	3,00/55/13.00		803,57
22	Berg Joanna	GER		-21 F	2,50/55/13.00		794,64
22	Kurczynska Olga	POL		-21 F	2,50/55/13.00		794,64
24	Hernandez Tatiana	COL		-21 F	2,00/55/13.00		785,71
24	Jepsen Maj Lund	DEN		-21 F	2,00/55/13.00		785,71
24	Sergeeva Karina	ITA		-21 F	2,00/55/13.00		785,71
27	Christodoulou Marsia	CYP		-21 F	1,50/55/13.00		776,79
28	De Medrano Tiana Cristina	ESP		-21 F	1,00/55/13.00		767,86
29	Tassoula Erieta	GRE		-21 F	0,50/55/13.00		758,93
30	Ånesjö Kristine	SWE		-21 F	3,25/55/14.25		700,89
31	Anastassiou Vera	GRE		-21 F	3,00/55/14.25		696,43
32	Mos Anna	POL		-21 F	5,50/55/16.00		633,93
33	Berg Jeanna	GER		-21 F	3,50/55/18.25		62,50

34	Baran Katsiaryna	BLR		-21 F	3,00/55/18.25		53,57
34	Rohrer Irena	AUT		-21 F	3,00/55/18.25		53,57

## World Under 21 Championship 2005

### Under 21 Men Jump Results





Homologation: World record

	Name	Country		Categ.	Preliminary Round	Final	Overall
1	Magnowski Kole	CAN		-21 M	57,9m	58,2m	1000,00
2	Cockburn Mitchell	AUS		-21 M	53,8m	57,5m	978,92
3	Critchley Stephen	GBR		-21 M	53,9m	55,6m	921,69
4	Miranda Felipe	CHI		-21 M	57,0m	53,8m	963,86
5	Desboyaux Franck	FRA		-21 M	54,2m	53,5m	879,52
6	Koppl Wolfgang	AUT		-21 M	52,2m	52,5m	828,31
7	Marberg Eric	SWE		-21 M	53,3m	51,8m	852,41
8	Mc Clintock Jason	*CAN		-21 M	53,6m	51,4m	861,45
9	Haslam Sam	GBR		-21 M	54,5m	51,1m	888,55
10	Sourty Marc	FRA		-21 M	52,2m	48,9m	819,28
11	Sedlmajer Adam	CZE		-21 M	52,4m	48,6m	825,30
12	D'Alberto Matteo	ITA		-21 M	55,6m	48,1m	921,69
13	Melnuk Bryan	CAN		-21 M	51,9m		810,24
14	Morera Ortega Joan	ESP		-21 M	51,1m		786,14
15	Mcmillian Ryan	NZL		-21 M	50,9m		780,12
16	Köstenberger Claudio	AUT		-21 M	50,3m		762,05
17	Kinney Brian	USA		-21 M	50,0m		753,01
18	Moffatt Ben	AUS		-21 M	49,9m		750,00
19	Aksinevich Dzmitry	BLR		-21 M	48,6m		710,84
20	Schipner Bojan	GER		-21 M	48,5m		707,83
21	Evans Cameron	NZL		-21 M	48,3m		701,81
22	Bellingham Christopher	GBR		-21 M	47,3m		671,69
22	Lambrou Loukas	GRE		-21 M	47,3m		671,69
24	Brage Nicklas	SWE		-21 M	47,2m		668,67
25	Goede Sebastian	GER		-21 M	47,1m		665,66
26	Donald James	NZL		-21 M	46,4m		644,58
26	Korsár Nicklas	SWE		-21 M	46,4m		644,58
28	Beliakou Herman	BLR		-21 M	45,8m		626,51
29	Arachovitis Antonis	GRE		-21 M	43,6m		560,24
30	Lamadrid Alejandro	MEX		-21 M	41,5m		496,99
31	Bernatowicz Krzysztof	POL		-21 M	41,1m		484,94
32	Lamadrid Alvaro	MEX		-21 M	38,8m		415,66
33	Graf Bernardo	MEX		-21 M	38,7m		412,65
34	Kolman Martin	CZE		-21 M	38,1m		394,58
35	Rutkowski Jakub	POL		-21 M	37,3m		370,48
36	Pombo Andres	COL		-21 M	36,7m		352,41
37	Kolman Zdenek	CZE		-21 M	36,3m		340,36
38	Menestrina Marco	ITA		-21 M	0,0m		

## World Under 21 Championship 2005

### Under 21 Ladies Jump Results


Homologation: World record

	Name	Country		Categ.	Preliminary Round	Final	Overall
1	Jaquess Regina	USA		-21 F	44,1m	47,1m	1000,00
2	Zettinig Luisa	AUT		-21 F	45,2m	46,3m	973,42
3	Chardin Nancy	FRA		-21 F	43,8m	44,6m	916,94
4	Sondergaard Stinne	DEN		-21 F	43,4m	44,2m	903,65
5	Benzel Tarah	USA		-21 F	43,0m	44,2m	903,65
6	Bennett Danyelle	USA		-21 F	41,2m	43,3m	873,75
7	Nowlan Karina	AUS		-21 F	43,5m	43,0m	880,40
8	Baran Katsiaryna	BLR		-21 F	41,8m	41,4m	823,92
9	Mc Clintock Whitney	CAN		-21 F	41,9m	40,8m	827,24
10	Lammi Jutta	FIN		-21 F	41,9m	40,4m	827,24
11	Wagner Breanne	CAN		-21 F	41,3m	39,4m	807,31
12	Adriaensen Kate	BEL		-21 F	42,0m	35,9m	830,56
13	Jepsen Maj Lund	DEN		-21 F	41,1m		800,66
14	Mathieu Marion	FRA		-21 F	40,7m		787,38
15	Veramchuk Maryia	BLR		-21 F	40,2m		770,76
16	Zlatohlavkova Martina	CZE		-21 F	37,7m		687,71
17	Berg Joanna	GER		-21 F	36,6m		651,16
18	Kolesarova Barbora	SVK		-21 F	35,9m		627,91
19	De Medrano Tiana Cristina	ESP		-21 F	34,7m		588,04
20	Miranda Tiare	CHI		-21 F	34,5m		581,40
21	Tassoula Erieta	GRE		-21 F	34,4m		578,07
22	Berg Jeanna	GER		-21 F	32,5m		514,95
23	Hernandez Tatiana	COL		-21 F	31,6m		485,05
24	Ånesjö Kristine	SWE		-21 F	30,2m		438,54
25	Sergeeva Karina	ITA		-21 F	29,5m		415,28
26	Linares Camila Maria	COL		-21 F	28,5m		382,06
27	Anastassiou Vera	GRE		-21 F	28,3m		375,42

## World Under 21 Championship 2005

### Under 21 Men Tricks Results

Homologation: World record

	Name	Country		Categ.	Preliminary Round	Final	Overall
1	Mc Clintock Jason	*CAN		-21 M	8920	9470	1071,27
2	Sedlmajer Adam	CZE		-21 M	7390	8840	1000,00
3	Desboyaux Franck	FRA		-21 M	7250	8530	964,93
4	Miranda Felipe	CHI		-21 M	8290	8400	950,23
5	Kolman Zdenek	CZE		-21 M	7730	8130	919,68
6	Kolman Martin	CZE		-21 M	7250	7250	820,14
7	Beliakou Herman	BLR		-21 M	6930	7140	807,69
8	Moffatt Ben	AUS		-21 M	6570	6730	761,31
9	Lambrigger Thierry	SUI		-21 M	6660	6580	753,39
10	Aksinevich Dzmitry	BLR		-21 M	7330	5930	829,19
11	Cockburn Mitchell	AUS		-21 M	6780	5810	766,97
12	Evans Cameron	NZL		-21 M	6450	5290	729,64
13	Critchley Stephen	GBR		-21 M	6190		700,23
14	Lamadrid Alejandro	MEX		-21 M	5960		674,21
15	Gnos Beat	SUI		-21 M	5630		636,88
16	Haslam Sam	GBR		-21 M	5480		619,91
17	Lamadrid Alvaro	MEX		-21 M	5060		572,40
18	Ballus Roca Roger	ESP		-21 M	4880		552,04
19	Mcmillian Ryan	NZL		-21 M	4840		547,51
20	Pombo Andres	COL		-21 M	4450		503,39
21	Menestrina Marco	ITA		-21 M	4390		496,61
22	Lambrou Loukas	GRE		-21 M	4250		480,77
23	Bellingham Christopher	GBR		-21 M	4150		469,46
24	Moffatt Tim	AUS		-21 M	3990		451,36
25	Graf Bernardo	MEX		-21 M	3940		445,70
26	D'Alberto Matteo	ITA		-21 M	3470		392,53
27	Korsár Nicklas	SWE		-21 M	3290		372,17
28	Kinney Brian	USA		-21 M	3230		365,38
29	Brage Nicklas	SWE		-21 M	3160		357,47
30	Bernatowicz Krzysztof	POL		-21 M	2760		312,22
31	Goede Sebastian	GER		-21 M	2740		309,95
32	Donald James	NZL		-21 M	2510		283,94
33	Arachovitis Antonis	GRE		-21 M	2430		274,89
34	Schipner Bojan	GER		-21 M	2380		269,23
35	Morera Ortega Joan	ESP		-21 M	1870		211,54
36	Magnowski Kole	CAN		-21 M	1600		181,00
37	Melnuk Bryan	CAN		-21 M	1560		176,47
38	Sourty Marc	FRA		-21 M	1510		170,81
39	Köstenberger Claudio	AUT		-21 M	1130		127,83
40	Koppl Wolfgang	AUT		-21 M	970		109,73

## World Under 21 Championship 2005

### Under 21 Ladies Tricks Results

Homologation: World record

	Name	Country		Categ.	Preliminary Round	Final	Overall
1	Bennett Danyelle	USA		-21 F	6920	6940	1000,00
2	Jaquess Regina	USA		-21 F	5030	6380	919,31
3	Sergeeva Karina	ITA		-21 F	6480	6300	933,72
4	Linares Camila Maria	COL		-21 F	6090	6250	900,58
5	Veramchuk Maryia	BLR		-21 F	6190	6130	891,93
6	Mathieu Marion	FRA		-21 F	4580	5880	847,26
7	Zlatohlavkova Martina	CZE		-21 F	5550	5550	799,71
8	Nowlan Karina	AUS		-21 F	4780	5300	763,69
9	Chardin Nancy	FRA		-21 F	5500	5130	792,51
10	Benzel Tarah	USA		-21 F	6710	4750	966,86
11	Metcalf Jamie	NZL		-21 F	5360	4570	772,33
12	Kolesarova Barbora	SVK		-21 F	4220	4460	642,65
13	Mos Anna	POL		-21 F	4190		603,75
14	Wagner Breanne	CAN		-21 F	4010		577,81
15	Mc Clintock Whitney	CAN		-21 F	3740		538,90
16	Lammi Jutta	FIN		-21 F	3570		514,41
17	Adriaensen Kate	BEL		-21 F	3560		512,97
18	Anastassiou Vera	GRE		-21 F	3390		488,47
19	Zettinig Luisa	AUT		-21 F	3260		469,74
20	Baran Katsiaryna	BLR		-21 F	3100		446,69
21	De Medrano Tiana Cristina	ESP		-21 F	2860		412,10
22	Hernandez Tatiana	COL		-21 F	2800		403,46
23	Miranda Tiare	CHI		-21 F	2730		393,37
23	Rohrer Irena	AUT		-21 F	2730		393,37
25	Ånesjö Kristine	SWE		-21 F	2460		354,47
26	Tassoula Erieta	GRE		-21 F	1970		283,86
27	Berg Joanna	GER		-21 F	1730		249,28
28	Berg Jeanna	GER		-21 F	1290		185,88



## World Under 21 Championship 2005

### Under 21 Men Overall Results

	Name	Country		Categ.	Slalom	Tricks	Jump	Overall
1	Mc Clintock Jason	*CAN		-21 M	995,73	1071,27	861,45	2928,45
2	Miranda Felipe	CHI		-21 M	965,81	950,23	963,86	2879,90
3	Sedlmajer Adam	CZE		-21 M	1000,00	1000,00	825,30	2825,30
4	Desboyaux Franck	FRA		-21 M	888,89	964,93	879,52	2733,34
5	Haslam Sam	GBR		-21 M	854,70	619,91	888,55	2363,16
6	Aksinevich Dzmitry	BLR		-21 M	794,87	829,19	710,84	2334,90
7	Moffatt Ben	AUS		-21 M	803,42	761,31	750,00	2314,73
8	Critchley Stephen	GBR		-21 M	675,21	700,23	921,69	2297,13
9	Evans Cameron	NZL		-21 M	854,70	729,64	701,81	2286,15
10	Beliakou Herman	BLR		-21 M	846,15	807,69	626,51	2280,35
11	Magnowski Kole	CAN		-21 M	948,72	181,00	1000,00	2129,72
12	Bellingham Christopher	GBR		-21 M	965,81	469,46	671,69	2106,96
13	Mcmillian Ryan	NZL		-21 M	777,78	547,51	780,12	2105,41
14	Sourty Marc	FRA		-21 M	957,26	170,81	819,28	1947,35
15	Lambrou Loukas	GRE		-21 M	786,32	480,77	671,69	1938,78
16	Kolman Zdenek	CZE		-21 M	666,67	919,68	340,36	1926,71
17	Lamadrid Alejandro	MEX		-21 M	743,59	674,21	496,99	1914,79
18	Morera Ortega Joan	ESP		-21 M	888,89	211,54	786,14	1886,57
19	Kolman Martin	CZE		-21 M	649,57	820,14	394,58	1864,29
20	Lamadrid Alvaro	MEX		-21 M	871,79	572,40	415,66	1859,85
21	Goede Sebastian	GER		-21 M	854,70	309,95	665,66	1830,31
22	Schipner Bojan	GER		-21 M	837,61	269,23	707,83	1814,67
23	Cockburn Mitchell	AUS		-21 M	59,83	766,97	978,92	1805,72
24	Korsár Nicklas	SWE		-21 M	777,78	372,17	644,58	1794,53
25	Donald James	NZL		-21 M	863,25	283,94	644,58	1791,77
26	Köstenberger Claudio	AUT		-21 M	871,79	127,83	762,05	1761,67
27	Graf Bernardo	MEX		-21 M	893,16	445,70	412,65	1751,51
28	Koppl Wolfgang	AUT		-21 M	760,68	109,73	828,31	1698,72
29	Brage Nicklas	SWE		-21 M	641,03	357,47	668,67	1667,17
30	Bernatowicz Krzysztof	POL		-21 M	837,61	312,22	484,94	1634,77
31	Pombo Andres	COL		-21 M	743,59	503,39	352,41	1599,39
32	Arachovitis Antonis	GRE		-21 M	752,14	274,89	560,24	1587,27
33	D'Alberto Matteo	ITA		-21 M	42,74	392,53	921,69	1356,96
34	Kinney Brian	USA		-21 M	76,92	365,38	753,01	1195,31
























## World Under 21 Championship 2005

### Under 21 Ladies Overall Results

	Name	Country		Categ.	Slalom	Tricks	Jump	Overall
1	Jaquess Regina	USA		-21 F	1000,00	919,31	1000,00	2919,31
2	Benzel Tarah	USA		-21 F	946,43	966,86	903,65	2816,94
3	Bennett Danyelle	USA		-21 F	928,57	1000,00	873,75	2802,32
4	Chardin Nancy	FRA		-21 F	892,86	792,51	916,94	2602,31
5	Veramchuk Maryia	BLR		-21 F	901,79	891,93	770,76	2564,48
6	Nowlan Karina	AUS		-21 F	919,64	763,69	880,40	2563,73
7	Mathieu Marion	FRA		-21 F	866,07	847,26	787,38	2500,71
8	Zlatohlavkova Martina	CZE		-21 F	897,32	799,71	687,71	2384,74
9	Wagner Breanne	CAN		-21 F	982,14	577,81	807,31	2367,26
10	Zettinig Luisa	AUT		-21 F	848,21	469,74	973,42	2291,37
11	Mc Clintock Whitney	CAN		-21 F	919,64	538,90	827,24	2285,78
12	Adriaensen Kate	BEL		-21 F	901,79	512,97	830,56	2245,32
13	Lammi Jutta	FIN		-21 F	803,57	514,41	827,24	2145,22
14	Sergeeva Karina	ITA		-21 F	785,71	933,72	415,28	2134,71
15	Linares Camila Maria	COL		-21 F	803,57	900,58	382,06	2086,21
16	Kolesarova Barbora	SVK		-21 F	803,57	642,65	627,91	2074,13
17	Miranda Tiare	CHI		-21 F	812,50	393,37	581,40	1787,27
18	De Medrano Tiana Cristina	ESP		-21 F	767,86	412,10	588,04	1768,00
19	Berg Joanna	GER		-21 F	794,64	249,28	651,16	1695,08
20	Hernandez Tatiana	COL		-21 F	785,71	403,46	485,05	1674,22
21	Tassoula Erieta	GRE		-21 F	758,93	283,86	578,07	1620,86
22	Anastassiou Vera	GRE		-21 F	696,43	488,47	375,42	1560,32
23	Ånesjö Kristine	SWE		-21 F	700,89	354,47	438,54	1493,90
24	Baran Katsiaryna	BLR		-21 F	53,57	446,69	823,92	1324,18
25	Berg Jeanna	GER		-21 F	62,50	185,88	514,95	763,33

## World Under 21 Championship 2005

### Overall Team classification Team results

		Country	Slalom	Tricks	Jump	Overall
1		United States of America	2875,00	2886,17	2777,40	8538,57
2		France	2739,01	2604,70	2615,74	7959,45
3		Belarus	2542,81	2528,81	2305,52	7377,14
4		Australia	2364,09	2291,97	2609,32	7265,38
5		Czech Rep.	2563,99	2739,82	1907,59	7211,40
6		Great Britain	2775,87	1789,60	2481,93	7047,40
7		New Zealand	2619,74	2049,48	2126,51	6795,73
8		Canada	2850,50	1297,71	2637,48	6785,69
9		Austria	2480,68	990,94	2563,78	6035,40
10		Italy	2623,32	1822,86	1336,97	5783,15
11		Mexico	2577,45	1692,31	1325,30	5595,06
12		Sweden	2119,70	1084,11	2165,66	5369,47
13		Greece	2297,39	1253,10	1810,00	5360,49
14		Colombia	2332,87	1807,43	1219,52	5359,82
15		Germany	2486,95	828,46	2024,65	5340,06
16		Spain	2540,68	1175,68	1374,18	5090,54
17		Chile	1778,31	1343,60	1545,26	4667,17
18		Poland	2384,39	915,97	855,42	4155,78
19		Switzerland	2418,80	1390,27		3809,07
20		Denmark	785,71		1704,31	2490,02
21		Cyprus	2323,80			2323,80
22		Belgium	901,79	512,97	830,56	2245,32
23		Finland	803,57	514,41	827,24	2145,22
24		Slovakia	803,57	642,65	627,91	2074,13
25		Luxembourg	1427,35			1427,35